



ಬೃಹತ್ ಬೆಂಗಳೂರು ಮಹಾನಗರ ಪಾಲಿಕೆ
Bruhat Bengaluru Mahanagara Palike



BBMP COVID-19 WAR ROOM 29.09.2022



OVERVIEW OF COVID-19 IN BENGALURU



CASE TRENDS

ACTIVE CASES **2,185**

Confirmed Cases

171

18,71,934 #

Recovered Cases

105

18,52,762 #

Death Cases

0

16,987 #



HOSPITALIZATION

22

ICU – V

1

ICU

5

HDU

1

General

15

INCLUDES GOVT. QUOTA AND PRIVATE WALK-IN HOSPITALIZATION



VACCINATION

3,293

2,04,51,123 #

First Dose

254

96,73,893 #

Second Dose

941

94,69,932 #

Precaution Dose

2,098

13,07,298 #



TRIAGING

MTU

17

Tele Triage

196



ACTIVE CLUSTERS

1

Budding Clusters (<5 Cases)

1

Clusters (> 5 cases)

0



TESTING

11,209

3,18,58,690 #

RAT

2,073

RTPCR

9,136

Positivity : 1.30%

*FOR LAST 7 DAYS

: indicates cumulative numbers till date



ABSTRACT OF COVID-19 SCENARIO IN BENGALURU

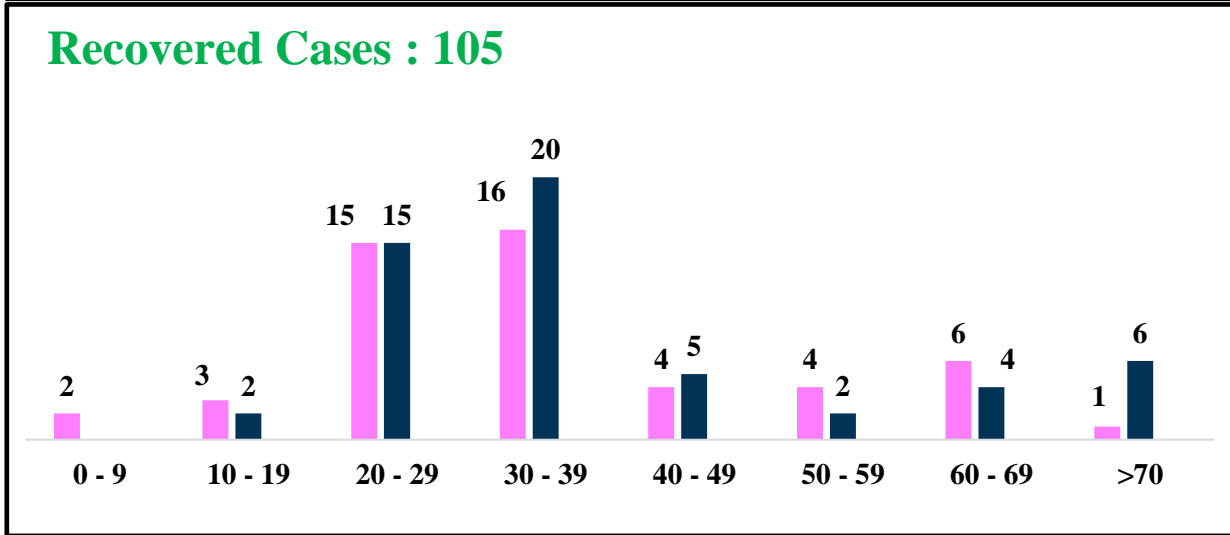
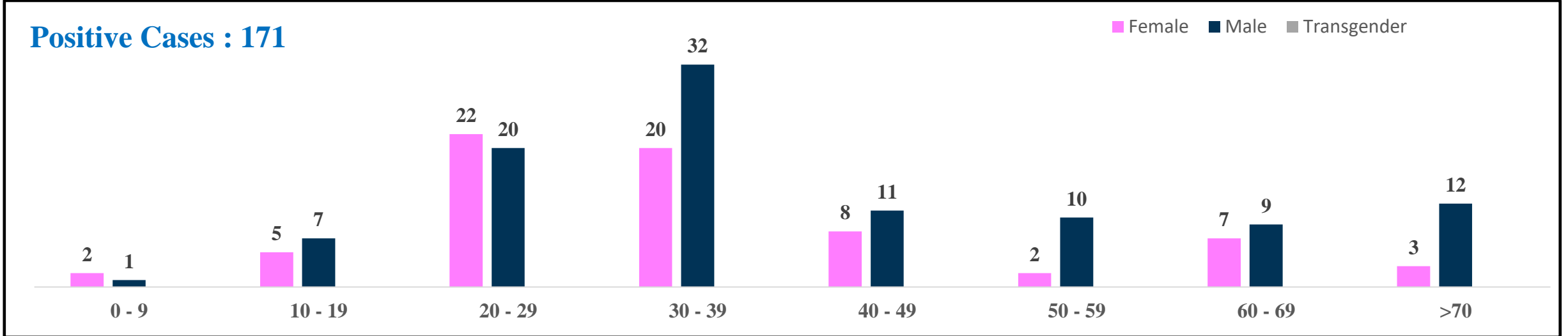


	MALE			FEMALE			TRANSGENDER			TOTAL		
	Last 24 Hours	Last 7 Days	Cumulative	Last 24 Hours	Last 7 Days	Cumulative	Last 24 Hours	Last 7 Days	Cumulative	Last 24 Hours	Last 7 Days	Cumulative
Positive Cases	102	574	11,03,269	69	463	7,67,773	0	0	196	171	1,037	18,71,934
Recovered Cases	54	574	10,91,035	51	545	7,61,633	0	0	187	105	1,119	18,52,762
Death Cases	0	0	10,759	0	0	6,224	0	0	4	0	0	16,987
Total Tests Done	In Last 24 hrs. : 11,209			In last 7 days : 79,769			Cumulative : 3,18,58,690					
Vaccine Doses Administered	In Last 24 hrs. : 3,293			In last 7 days : 16,182			Cumulative : 2,04,51,123					
ACTIVE CASES									2,185			

*Covid deaths occurred today : 00 | Covid deaths occurred beyond last 24hrs., reported today : 00

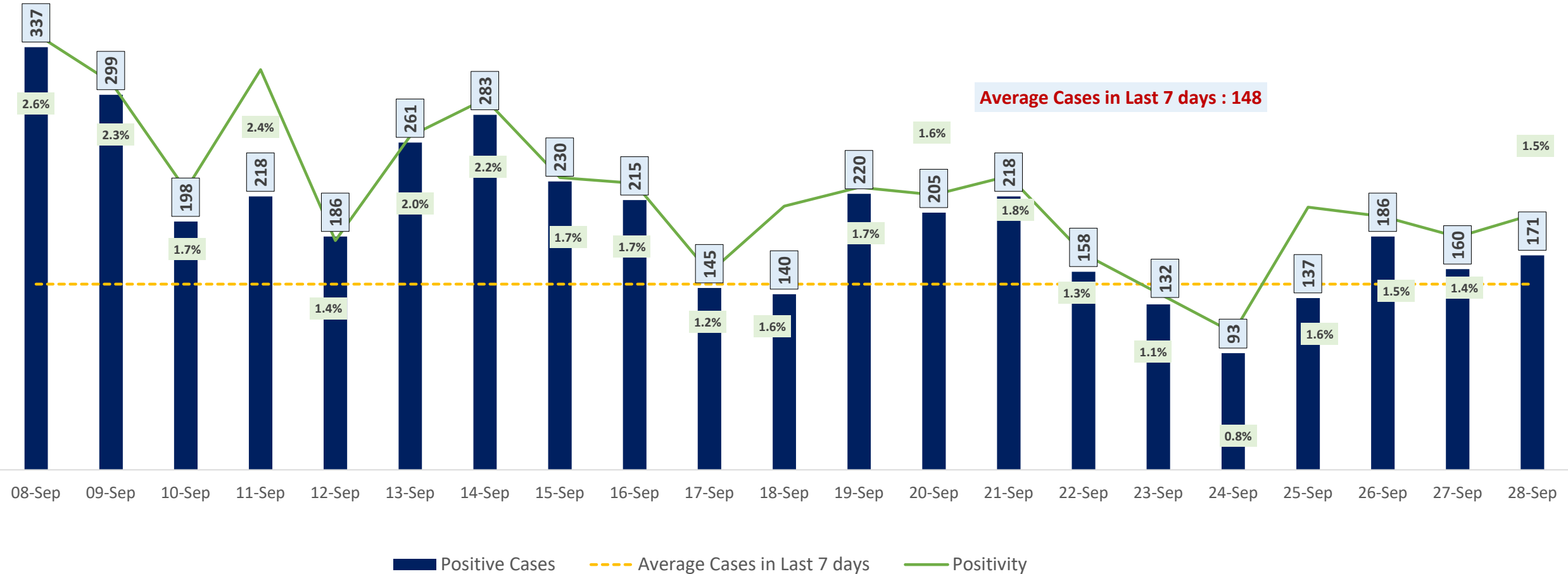


LAST 24 HOURS AGE GROUP AND GENDER WISE DISTRIBUTION





POSITIVITY RATE OF BENGALURU – LAST 21 DAYS

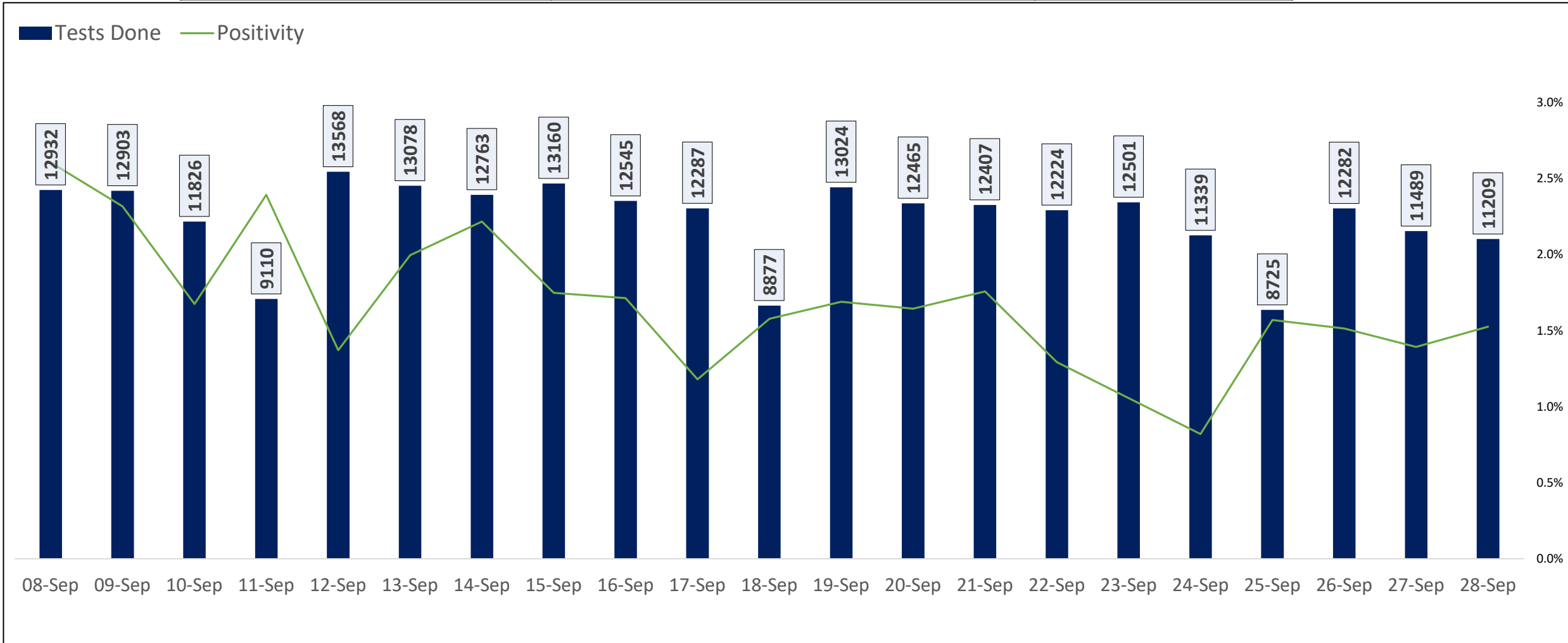




TESTING TRENDS IN BENGALURU

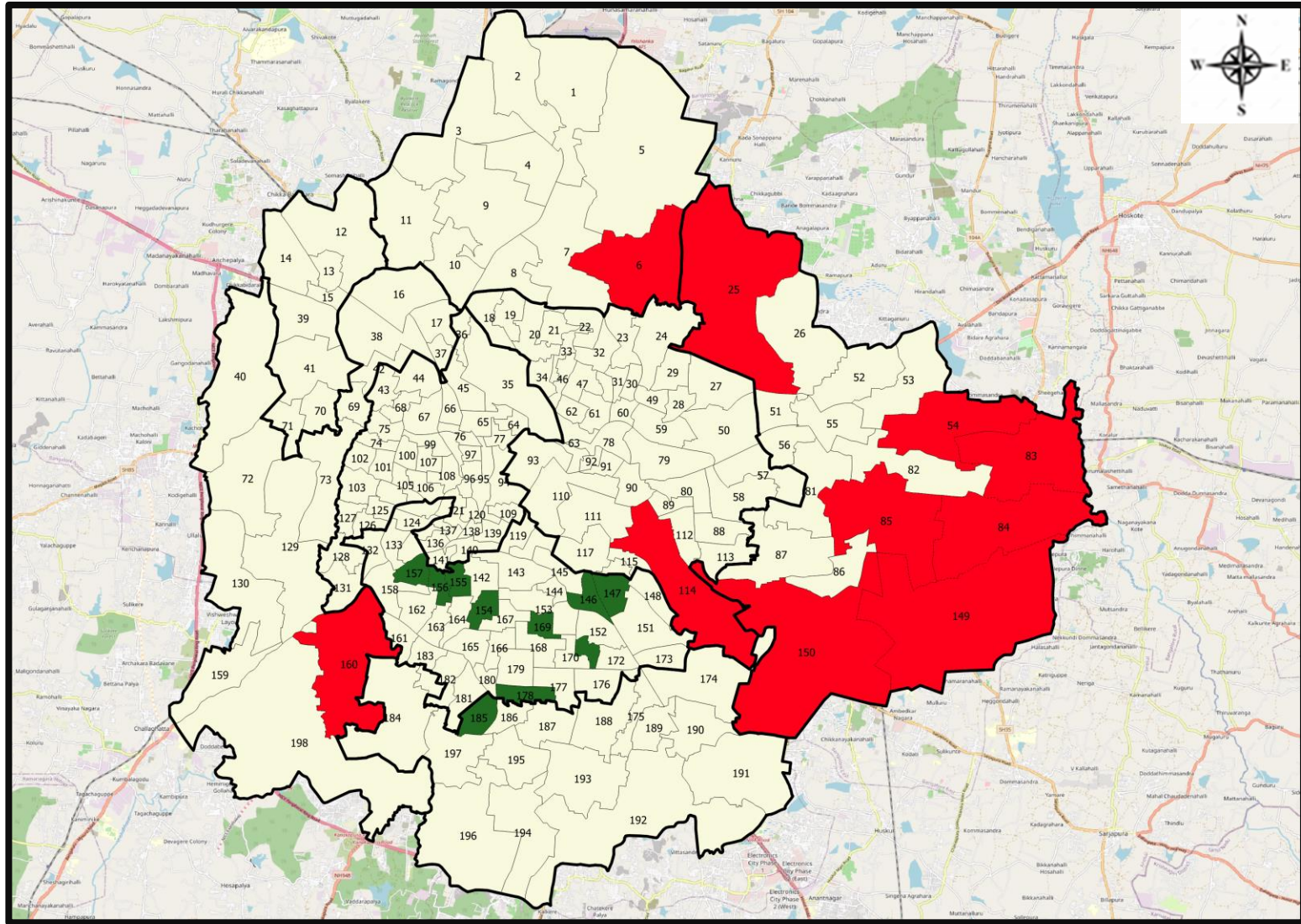


Total Test Conducted Till Date	Test Conducted Last 24 hours	Last 7 Days Average
3,18,58,690	11,209	11,396





BENGALURU URBAN MAP SHOWING TREND OF POSITIVE CASES IN LAST 7 DAYS



Top 10 wards reporting highest number of positive cases in last 7 days

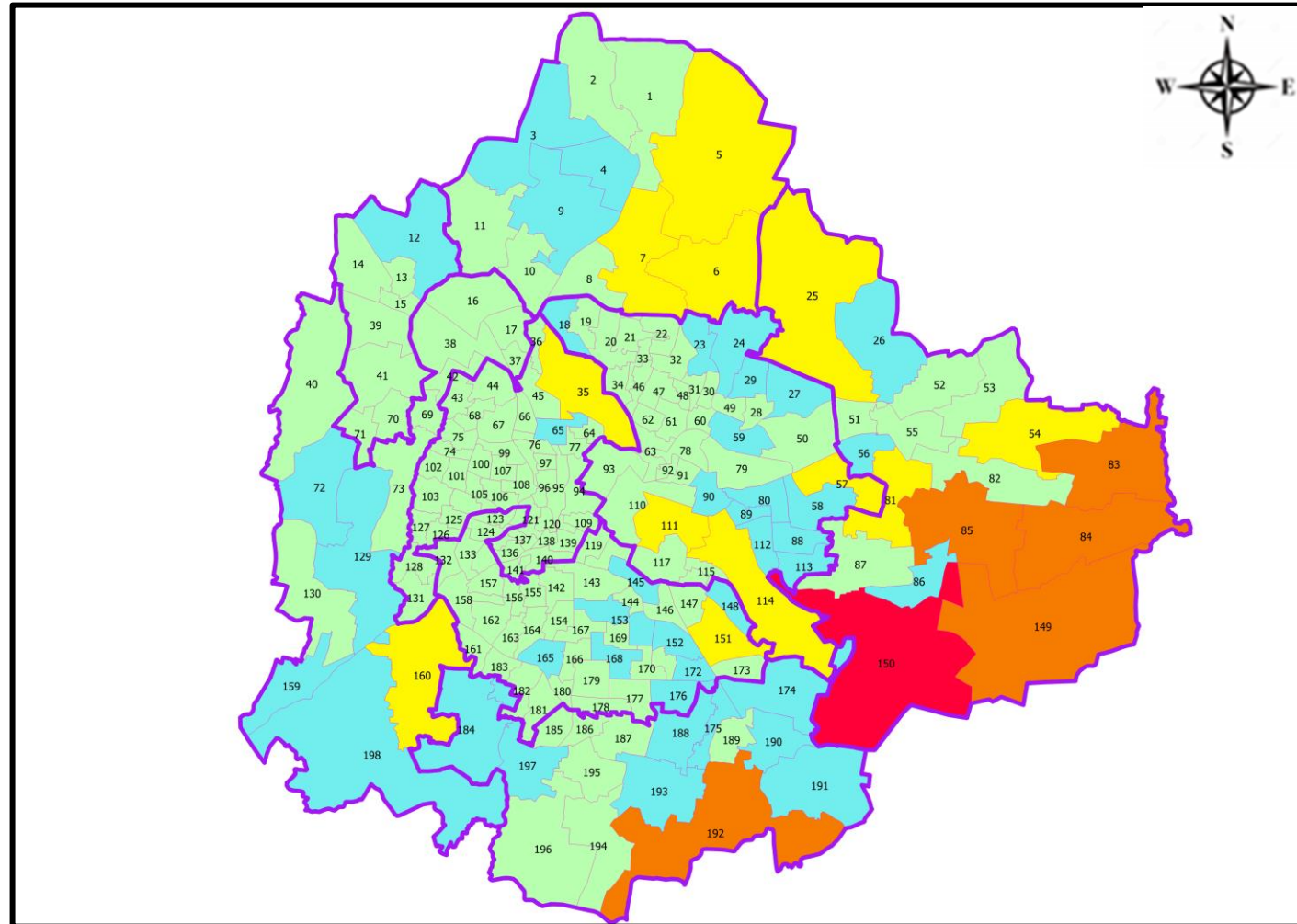
Ward No.	Ward Name	Daily Cases Average
150	Bellanduru	9
85	Dodda Nekkundi	6
83	Kadugodi	4
149	Varthuru	4
84	Hagadur	4
6	Thanisandra	4
25	Horamavu	3
54	Hudi	3
160	Rajarajeshwari Nagar	3
114	Agara	3







Top 10 wards reporting least number of positive cases in last 7 days

Ward No.	Ward Name	Daily Cases Average
185	Yelchenahalli	0
178	Sarakki	0
171	Gurappanapalya	0
169	Byrasandra	0
157	Gali Anjaneya Temple	0
156	Srinagara	0
155	Hanumanth Nagar	0
154	Basavanagudi	0
147	Adugodi	0
146	Lakkasandra	0



BENGALURU MAP SHOWING INTENSITY OF POSITIVE CASES IN LAST 7 DAYS



-  **Level 1 : 0 to 5 Cases**
-  **Level 2 : 5 to 15 Cases**
-  **Level 3 : 15 to 25 Cases**
-  **Level 4 : 25 to 50 Cases**
-  **Level 5 : More than 50 Cases**
-  **Zone Boundaries**

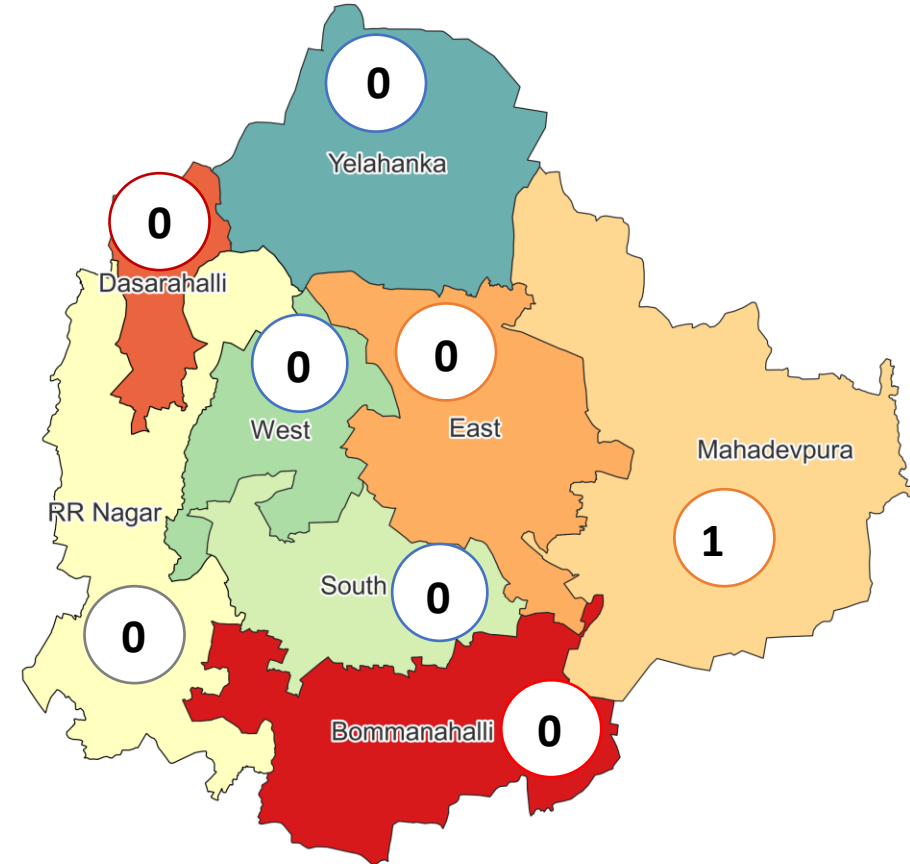


CLUSTER DETAILS



Zone Name	TOTAL CLUSTERS	Budding Clusters	Clusters	Outbreaks
		Less Than 5 Cases	5 To 14 Cases	More Than 14 Cases
BOMMANAHALLI	0 (-)	0 (-)	0 (-)	0 (-)
DASARAHALLI	0 (-)	0 (-)	0 (-)	0 (-)
EAST	0 (-)	0 (-)	0 (-)	0 (-)
MAHADEVPURA	1 (-)	1 (-)	0 (-)	0 (-)
RR NAGAR	0 (-)	0 (-)	0 (-)	0 (-)
SOUTH	0 (-)	0 (-)	0 (-)	0 (-)
WEST	0 (-)	0 (-)	0 (-)	0 (-)
YELAHANKHA	0 (-)	0 (-)	0 (-)	0 (-)
TOTAL	1 (-)	1 (-)	0 (-)	0 (-)

Total Active Clusters



Types of Clusters

Zone Name	Apartments/ Villa	Individual House	Hostels/Quarters	Others	Schools/Colleges
BOMMANAHALLI	0 (-)	0 (-)	0 (-)	0 (-)	0 (-)
DASARAHALLI	0 (-)	0 (-)	0 (-)	0 (-)	0 (-)
EAST	0 (-)	0 (-)	0 (-)	0 (-)	0 (-)
MAHADEVPURA	1 (-)	0 (-)	0 (-)	0 (-)	0 (-)
RR NAGAR	0 (-)	0 (-)	0 (-)	0 (-)	0 (-)
SOUTH	0 (-)	0 (-)	0 (-)	0 (-)	0 (-)
WEST	0 (-)	0 (-)	0 (-)	0 (-)	0 (-)
YELAHANKHA	0 (-)	0 (-)	0 (-)	0 (-)	0 (-)
TOTAL	1 (-)	0 (-)	0 (-)	0 (-)	0 (-)

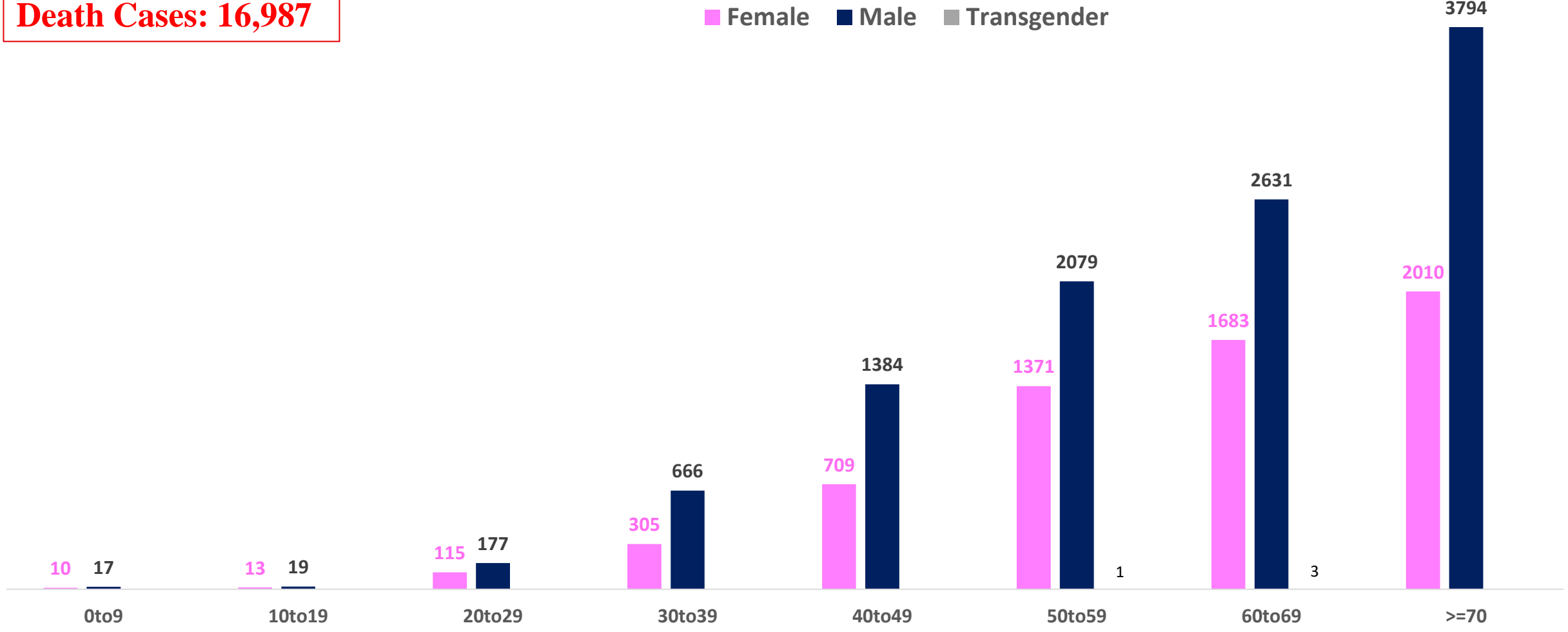
▲▼ : Shows increase and decrease in numbers as compared to previous day



AGE AND GENDER WISE DISTRIBUTION OF DEATH CASES



Death Cases: 16,987





COVID-19 SCENARIO IN BENGALURU AND OTHER METROPOLITAN CITIES



CITY NAME	Positive Cases	Active Cases	Recovered	Deceased	Vaccine Doses Administered
New Delhi	20,03,207	392	19,76,314	26,501	3,72,13,212
Bengaluru*	18,71,934	2,185	18,52,762	16,987	2,37,36,021
Mumbai	11,49,111	686	11,28,694	19,731	2,21,11,053
Chennai	7,90,286	2,389	7,78,827	9,070	1,13,55,356

Source : <https://dashboard.cowin.gov.in/> at 4:45pm (29.09.2022)
Source : <https://www.covid19bharat.org/> at 4:45pm(29.09.2022)

*includes BBMP & Bengaluru Urban



SNAPSHOT OF COVID-19 CASES IN BENGALURU URBAN



**Total Wards With
< =10 Cases* :
169**

**Tests Conducted
on 28.09.2022:
11,209**

**Recovery
Rate*:
98.98%**

**Total
Active Cases :
2,185**

**Total Vaccinated
on 28.09.2022:
3,293**

**Positivity
Rate* :
1.30%**

**Active
Rate*:
0.12%**

**Case
Fatality Rate* :
0.00%**





*Total positive cases In the past 7 days

*CFR and positivity is for Past 7 days



ಬೃಹತ್ ಬೆಂಗಳೂರು ಮಹಾನಗರ ಪಾಲಿಕೆ
Bruhat Bengaluru Mahanagara Palike



Download BBMP Bulletin	https://apps.bbmpgov.in/covid19/mediabulletin.php
To register for vaccination :	https://selfregistration.cowin.gov.in/
BBMP COVID19 Dashboard:	https://apps.bbmpgov.in/covid19/
Follow us on:	 www.facebook.com/bbmp.comm1/
	 twitter.com/BBMPCOMM
	  BBMPSplHealth



Issued by:

Honorable Chief Commissioner, BBMP
Special Commissioner Health & IT, BBMP
MD, Bengaluru Smart City Limited

THANK YOU !

